

DESCRIPTION

The range of PMT6 MS mini surge arresters have been specifically designed for use in surface mount assembly applications for the protection of electrical and communication equipment against over voltage transients. Utilising our latest non-radioactive technology SRC Devices is able to offer this leading edge protection solution competitively in the global market.



FEATURES

- Surface mount construction
- Ultra small package
- Low capacitance (<1pF)
- Non Radioactive
- UL recognized
- Conforms to ITU-T K12, IEC 1000-445

APPLICATIONS

- Communication equipment
- CATV equipment
- Test equipment
- Data lines
- Power supplies
- ADSL equipment
- Telecom SLIC protection

SPECIFICATIONS

Parameters	Conditions	PMT690			PMT6230			PMT6250			Units
		Min	Typ	Max	Min	Typ	Max	Min	Typ	Max	
Device Specifications											
DC Breakdown	1000V/s	72	90	108	184	230	276	200	250	300	Volts
Impulse Breakdown	1kV/μs	-	-	500	-	-	500	-	-	650	Volts
Insulation Resistance ¹	100V	10 ¹⁰	-	-	10 ¹⁰	-	-	10 ¹⁰	-	-	Ohms
Capacitance	1MHz	-	-	1	-	-	1	-	-	1	pF
Arc Voltage	@5A min	-	15	-	-	15	-	-	15	-	Volts
Life Ratings											
Surge Life	100A (10/1000μs)	100	-	-	100	-	-	100	-	-	shots
Max Current Surge	5kA (8/20μs)	10	-	-	10	-	-	10	-	-	shots
AC Current	10x 1sec @ 60Hz	-	-	5	-	-	5	-	-	5	Amps
DC Holdover Voltage	per REA PE-80, 0.2A	-	65	-	-	150	-	-	150	-	Volts

Parameters	Conditions	PMT6350			PMT6400			PMT6500			Units
		Min	Typ	Max	Min	Typ	Max	Min	Typ	Max	
Device Specifications											
DC Breakdown	1000V/s	280	350	420	320	400	480	400	500	600	Volts
Impulse Breakdown	1kV/μs	-	-	700	-	-	800	-	-	900	Volts
Insulation Resistance	100V	10 ¹⁰	-	-	10 ¹⁰	-	-	10 ¹⁰	-	-	Ohms
Capacitance	1MHz	-	-	1	-	-	1	-	-	1	pF
Arc Voltage	I=5A min	-	15	-	-	15	-	-	15	-	Volts
Life Ratings											
Surge Life	100A (10/1000μs)	100	-	-	100	-	-	100	-	-	shots
Max Current Surge	5kA (8/20μs)	10	-	-	10	-	-	10	-	-	shots
AC Current	10x 1sec @ 60Hz	-	-	5	-	-	5	-	-	5	Amps
DC Holdover Voltage	per REA PE-80, 0.2A	-	150	-	-	150	-	-	150	-	Volts

¹ Insulation resistance is measured @ 50V for PMT690.



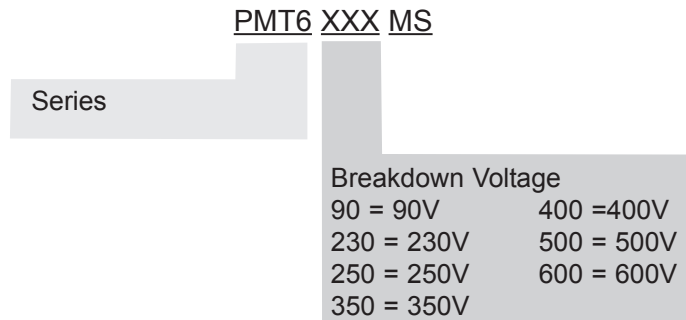
SPECIFICATIONS

PMT6600					
Parameters	Conditions	Min	Typ	Max	Units
Device Specifications					
DC Breakdown	1000V/s	480	600	720	Volts
Impulse Breakdown	1kV/μs	-	-	1000	Volts
Insulation Resistance ¹	100V	10 ¹⁰	-	-	Ohms
Capacitance	1MHz	-	-	1	pF
Arc Voltage	I=5A min	-	15	-	Volts
Life Ratings					
Surge Life	100A (10/1000μs)	100	-	-	shots
Max Current Surge	5kA (8/20μs)	10	-	-	shots
AC Current	10x 1sec @ 60Hz	-	-	5	Amps
DC Holdover Voltage	per REA PE-80, 0.2A	-	150	-	Volts

¹ Insulation resistance is measured @ 50V for PMT690.

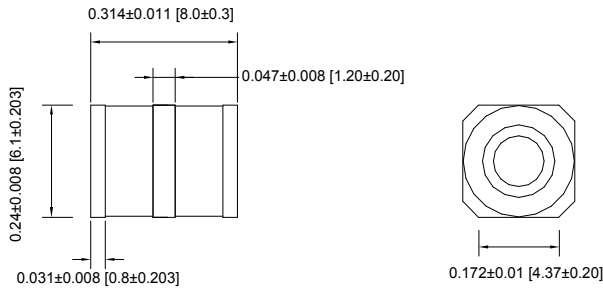
ORDERING INFORMATION

A complete part number is represented by the digits below

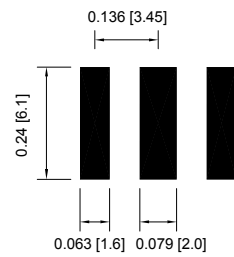


MECHANICAL DIMENSIONS

Dimensions in mm [inches]



Recommended Pad Layout



Tape and Reel Packaging

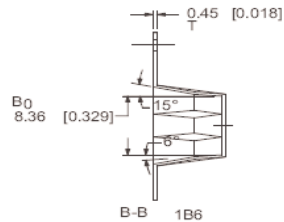
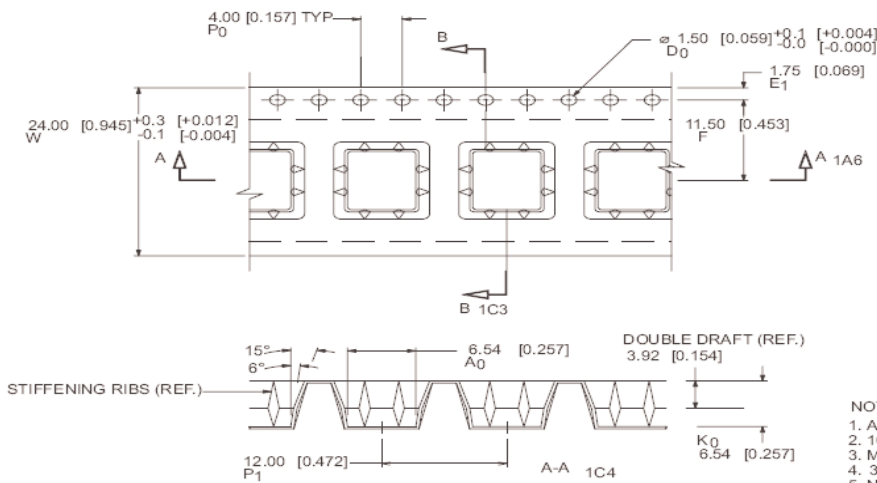


TABLE 1 POCKET SIZE	
A0	6.54mm [0.257]
B0	8.36mm [0.329]
K0	6.54mm [0.257]

- NOTES:
1. ALL DIMENSIONS ARE MILLIMETERS [INCHES]
 2. 10 SPROCKET HOLE PITCH CUMULATIVE TOLERANCE ± 0.2 mm
 3. MATERIAL 0.45 [0.018] CARBON POLYSTYRENE
 4. 34 METERS / 22" REEL
 5. NO CENTER OF POCKET HOLE

